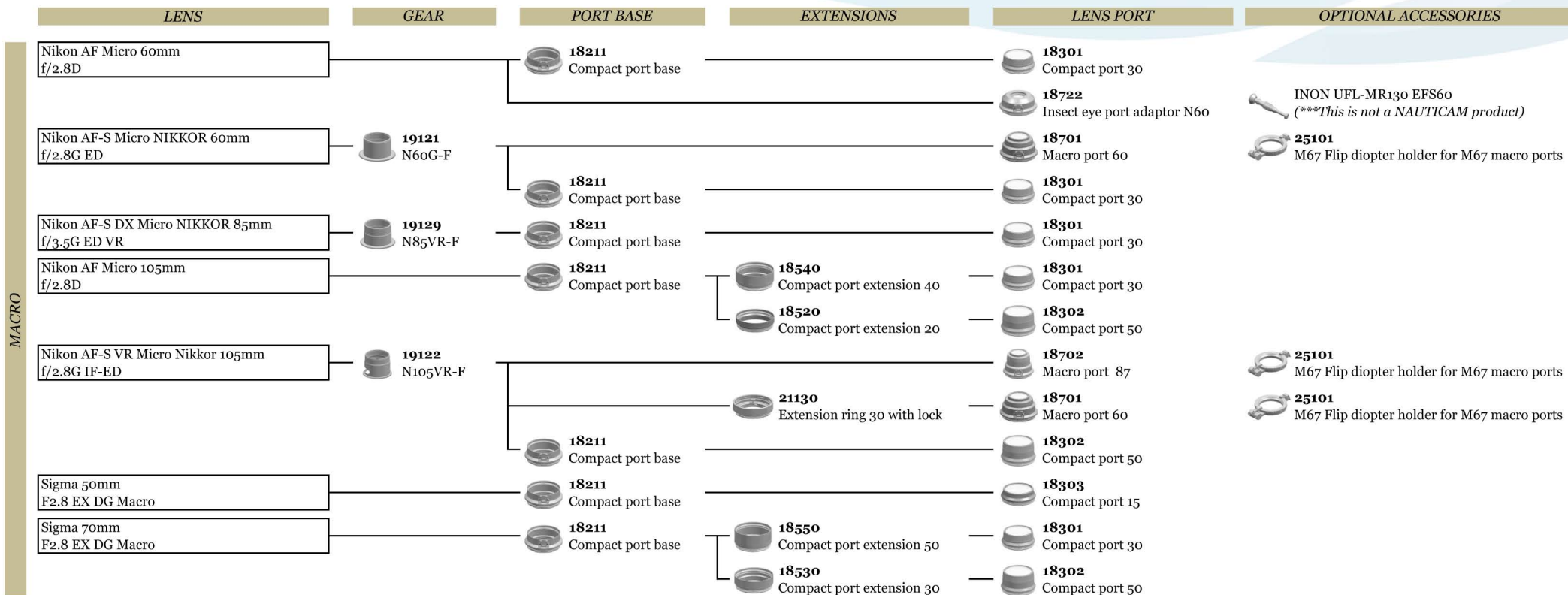


































Port System for Nikon System












































MACRO

Port System for Nikon System












































	LENS	GEAR	PORT BASE	EXTENSIONS	LENS PORT	OPTIONAL ACCESSORIES
STANDARD/ZOOM	Nikon AF-S DX NIKKOR 18-55mm f/3.5-5.6G VR	 19123 N1855VR-Z	 18211 Compact port base		 18301 Compact port 30	
	Nikon AF-S DX Zoom-Nikkor 18-55mm f/3.5-5.6G ED II	 19124 N1855II-Z	 18211 Compact port base		 18301 Compact port 30	
	Nikon AF-S NIKKOR 24-85mm f/3.5-4.5G ED VR	 19139 N2485-Z		 21150 Extension ring 50 with lock	 18802 8.5" acrylic dome port	
				 21160 Extension ring 60 with lock	 18801 6" acrylic wide angle port	
				 21130 Extension ring 30 with lock	 23211 8.5" white balance acrylic dome port	
	Sigma 17-70mm F2.8-4.5 DC Macro HSM	 19132 SN1770-Z		 21150 Extension ring 50 with lock	 18802 8.5" acrylic dome port	
				 21170 Extension ring 70 with lock	 18801 6" acrylic wide angle port	
				 21110 Extension ring 10 with screws	 23211 8.5" white balance acrylic dome port	
	Sigma 17-70mm F2.8-4 DC Macro OS HSM	 19133 SN1770OS-Z		 21150 Extension ring 50 with lock	 18802 8.5" acrylic dome port	
				 21170 Extension ring 70 with lock	 18801 6" acrylic wide angle port	
			 21120 Extension ring 20 with lock	 23211 8.5" white balance acrylic dome port		
Sigma 17-70mm F2.8-4 DC Macro OS HSM C	 19140 SN1770OSC-Z		 21140 Extension ring 40 with lock	 18802 8.5" acrylic dome port		
			 21150 Extension ring 50 with lock	 18801 6" acrylic wide angle port		

Port System for Nikon System

LENS	GEAR	PORT BASE	EXTENSIONS	LENS PORT	OPTIONAL ACCESSORIES
Nikon AF-S DX NIKKOR 10-24mm f/3.5-4.5G ED	 19135 N1024-Z		 21150 Extension ring 50 with lock	 18802 8.5" acrylic dome port	
Nikon AF DX Fisheye 10.5mm f/2.8G ED	 19137 N10.5-F		 21110 Extension ring 10 with screws	 18802 8.5" acrylic dome port	
Nikon AF-S DX NIKKOR 12-24mm f/4G IF-ED	 19125 N1224-Z		 21160 Extension ring 60 with lock	 18803 4.33" acrylic dome port	
Nikon AF-S NIKKOR 14-24mm f/2.8G ED	 19131 N1424-Z		 21170 Extension ring 70 with lock	 18802 8.5" acrylic dome port	
Nikon AF Fisheye 16mm f/2.8D			 21170 Extension ring 70 with lock	 18801 6" acrylic wide angle port	
Nikon AF-S NIKKOR 16-35mm f/4G ED VR	 19138 N1635-Z		 21120 Extension ring 20 with lock	 23211 8.5" white balance acrylic dome port	
Nikon AF-S NIKKOR 14-24mm f/2.8G ED			 21170 Extension ring 70 with lock	 18802 8.5" acrylic dome port	
Nikon AF-S NIKKOR 16-35mm f/4G ED VR			 21155 Extension ring 55 with lock	 23211 8.5" white balance acrylic dome port	
Nikon AF-S NIKKOR 17-35mm f/2.8D IF-ED	 19130 N1735-Z		 21170 Extension ring 70 with lock	 18802 8.5" acrylic dome port	
Nikon AF-S NIKKOR 16-35mm f/4G ED VR			 21170 Extension ring 70 with lock	 18803 4.33" acrylic dome port	
Nikon AF-S 17-35mm f/2.8D IF-ED			 21170 Extension ring 70 with lock	 23211 8.5" white balance acrylic dome port	
Sigma 8-16mm F4.5-5.6 DC HSM	 19136 SN816-Z		 21140 Extension ring 40 with lock	 18802 8.5" acrylic dome port	
Sigma 8-16mm F4.5-5.6 DC HSM			 21150 Extension ring 50 with lock	 23211 8.5" white balance acrylic dome port	
Sigma 10mm F2.8 EX DC HSM Fisheye			 21130 Extension ring 30 with lock	 18802 8.5" acrylic dome port	
Sigma 10mm F2.8 EX DC HSM Fisheye			 21110 Extension ring 10 with screws	 23211 8.5" white balance acrylic dome port	
Sigma 10mm F2.8 EX DC HSM Fisheye			 21120 Extension ring 20 with lock	 18802 8.5" acrylic dome port	
Sigma 10mm F2.8 EX DC HSM Fisheye			 21120 Extension ring 20 with lock	 18803 4.33" acrylic dome port	

































WIDE/ZOOM

Port System for Nikon System

LENS	GEAR	PORT BASE	EXTENSIONS	LENS PORT	OPTIONAL ACCESSORIES
Sigma 10-20mm F4-5.6 EX DC HSM	 19126 SN1020-Z	---	 21150 Extension ring 50 with lock	 18802 8.5" acrylic dome port	
			 21160 Extension ring 60 with lock	 18801 6" acrylic wide angle port	
			 21120 Extension ring 20 with lock	 23211 8.5" white balance acrylic dome port	
Sigma 15mm F2.8 EX DG Diagonal Fisheye	---	---	 21110 Extension ring 10 with screws	 18802 8.5" acrylic dome port	
			 21110 Extension ring 10 with screws	 18803 4.33" acrylic dome port	
Tokina AT-X 107 AF DX Fisheye AF 10-17mm f/3.5-4.5	 19127 TN1017-Z	---	 21120 Extension ring 20 with lock	 18804 4.33" acrylic dome port For Tokina AT-X 107 AF DX Fisheye	
			 21120 Extension ring 20 with lock	 18802 8.5" acrylic dome port	
			 21120 Extension ring 20 with lock	 18803 4.33" acrylic dome port	
			 21120 Extension ring 20 with lock	 23211 8.5" white balance acrylic dome port	
Tokina AT-X 107 AF DX Fisheye with Kenko 1.4x Teleplus Pro 300 DGX	 19227 TN1017-Z+1.4	---	 21120 Extension ring 20 with lock	 18804 4.33" acrylic dome port For Tokina AT-X 107 AF DX Fisheye	
			 21140 Extension ring 40 with lock	 18802 8.5" acrylic dome port	
			 21140 Extension ring 40 with lock	 18803 4.33" acrylic dome port	
			 21120 Extension ring 20 with lock	 23211 8.5" white balance acrylic dome port	
Tokina AT-X 116 PRO DX AF 11-16mm f/2.8	 19128 TN1116-Z	---	 21150 Extension ring 50 with lock	 18802 8.5" acrylic dome port	
			 21170 Extension ring 70 with lock	 18801 6" acrylic wide angle port	
			 21120 Extension ring 20 with lock	 23211 8.5" white balance acrylic dome port	
Tokina AT-X 124 AF PRO DX AF 12-24mm f/4	 19134 TN1224-Z	---	 21150 Extension ring 50 with lock	 18802 8.5" acrylic dome port	
			 21170 Extension ring 70 with lock	 18801 6" acrylic wide angle port	
			 21120 Extension ring 20 with lock	 23211 8.5" white balance acrylic dome port	






























WIDE/ZOOM

Port System for Canon System

LENS	GEAR	PORT BASE	EXTENSIONS	LENS PORT	OPTIONAL ACCESSORIES
Canon EF-S 60mm f2.8 Macro USM	 19521 C60-F	 18211 Compact port base		 18704 Macro port 41  18303 Compact port 15  18721 Insect eye port C60	 25101 M67 Flip diopter holder for M67 macro ports  INON UFL-MR130 EFS60 <i>(***This is not a NAUTICAM product)</i>
Canon MP-E 65mm f/2.8 1-5X	 19539 C65-F	 18211 Compact port base	 18550+18530+18530 Compact port ext. 50+30+30	 18306 Compact port 50 with M67 thread	
Canon EF 100mm f2.8 Macro USM	 19522 C100-F	 18211 Compact port base		 18702 Macro port 87  18302 Compact port 50	 25101 M67 Flip diopter holder for M67 macro ports
Canon EF 100mm f/2.8L Macro IS USM	 19523 C100IS-F	 18211 Compact port base	 18530 Compact port extension 30	 18703 Macro port 94  18301 Compact port 30	 25101 M67 Flip diopter holder for M67 macro ports
Canon EF 180mm f/3.5L Macro USM		 18211 Compact port base	 18530+18540 Compact port ext. 30+40	 18302 Compact port 50	
Sigma 50mm F2.8 EX DG Macro		 18211 Compact port base		 18303 Compact port 15	
Sigma 70mm F2.8 EX DG Macro		 18211 Compact port base	 18550 Compact port extension 50  18530 Compact port extension 30	 18301 Compact port 30  18302 Compact port 50	













































MACRO

Port System for Canon System

LENS	GEAR	PORT BASE	EXTENSIONS	LENS PORT	OPTIONAL ACCESSORIES
Canon EF-S 18-55mm f/3.5-5.6 IS	 19532 C1855IS-Z	 18211 Compact port base		 18303 Compact port 15	
Canon EF-S 18-135mm f/3.5-5.6 IS	 19524 C18135IS-Z		 21160 Extension ring 60 with lock	 18802 8.5" acrylic dome port	
Canon EF 24mm f/1.4L II USM			 21140 Extension ring 40 with lock	 18802 8.5" acrylic dome port	
			 21120 Extension ring 20 with lock	 23211 8.5" white balance acrylic dome port	
Sigma 17-70mm F2.8-4.5 DC Macro	 19533 SC1770-Z		 21150 Extension ring 50 with lock	 18802 8.5" acrylic dome port	
			 21170 Extension ring 70 with lock	 18801 6" acrylic wide angle port	
			 21110 Extension ring 10 with screws	 23211 8.5" white balance acrylic dome port	
Sigma 17-70mm F2.8-4 DC Macro OS HSM	 19534 SC1770OS-Z		 21150 Extension ring 50 with lock	 18802 8.5" acrylic dome port	
			 21170 Extension ring 70 with lock	 18801 6" acrylic wide angle port	
			 21120 Extension ring 20 with lock	 23211 8.5" white balance acrylic dome port	
Sigma 17-70mm F2.8-4 DC Macro OS HSM C	 19540 SC1770OSC-Z		 21140 Extension ring 40 with lock	 18802 8.5" acrylic dome port	
			 21150 Extension ring 50 with lock	 18801 6" acrylic wide angle port	










































STANDARD / ZOOM

Port System for Canon System

LENS	GEAR	PORT BASE	EXTENSIONS	LENS PORT	OPTIONAL ACCESSORIES
Canon EF 8-15mm f/4L Fisheye USM	 19537 C815-Z		 21130 Extension ring 30 with lock	 18802 8.5" acrylic dome port	
			 21130 Extension ring 30 with lock	 18803 4.33" acrylic dome port	
Canon EF 8-15mm f/4L Fisheye USM with Kenko 1.4x Teleplus Pro 300 DGX	 19538 C815-Z+1.4		 21150 Extension ring 50 with lock	 18802 8.5" acrylic dome port	
			 21150 Extension ring 50 with lock	 18803 4.33" acrylic dome port	
Canon EF-S 10-22mm f/3.5-4.5 USM	 19525 C1022-Z		 21160 Extension ring 60 with lock	 18802 8.5" acrylic dome port	
			 21170 Extension ring 70 with lock	 18801 6" acrylic wide angle port	
			 21120 Extension ring 20 with lock	 23211 8.5" white balance acrylic dome port	
Canon EF 15mm f/2.8 Fisheye			 21110 Extension ring 10 with screws	 18802 8.5" acrylic dome port	
			 21110 Extension ring 10 with screws	 18803 4.33" acrylic dome port	
Canon EF 16-35mm f/2.8L II USM	 19527 C1635II-Z		 21170 Extension ring 70 with lock	 18802 8.5" acrylic dome port	
			 21170 Extension ring 70 with lock	 18801 6" acrylic wide angle port	
			 21140 Extension ring 40 with lock	 23211 8.5" white balance acrylic dome port	
Canon EF 17-40mm f/4L USM	 19528 C1740-Z		 21150 Extension ring 50 with lock	 18802 8.5" acrylic dome port	
			 21170 Extension ring 70 with lock	 18801 6" acrylic wide angle port	
			 21130 Extension ring 30 with lock	 23211 8.5" white balance acrylic dome port	
Sigma 8-16mm F4.5-5.6 DC HSM	 19536 SC816-Z		 21150 Extension ring 50 with lock	 18802 8.5" acrylic dome port	
			 21130 Extension ring 30 with lock	 23211 8.5" white balance acrylic dome port	
Sigma 10mm F2.8 EX DC HSM Fisheye			 21110 Extension ring 10 with screws	 18802 8.5" acrylic dome port	
			 21120 Extension ring 20 with lock	 18803 4.33" acrylic dome port	














































WIDE/ZOOM

Port System for Canon System

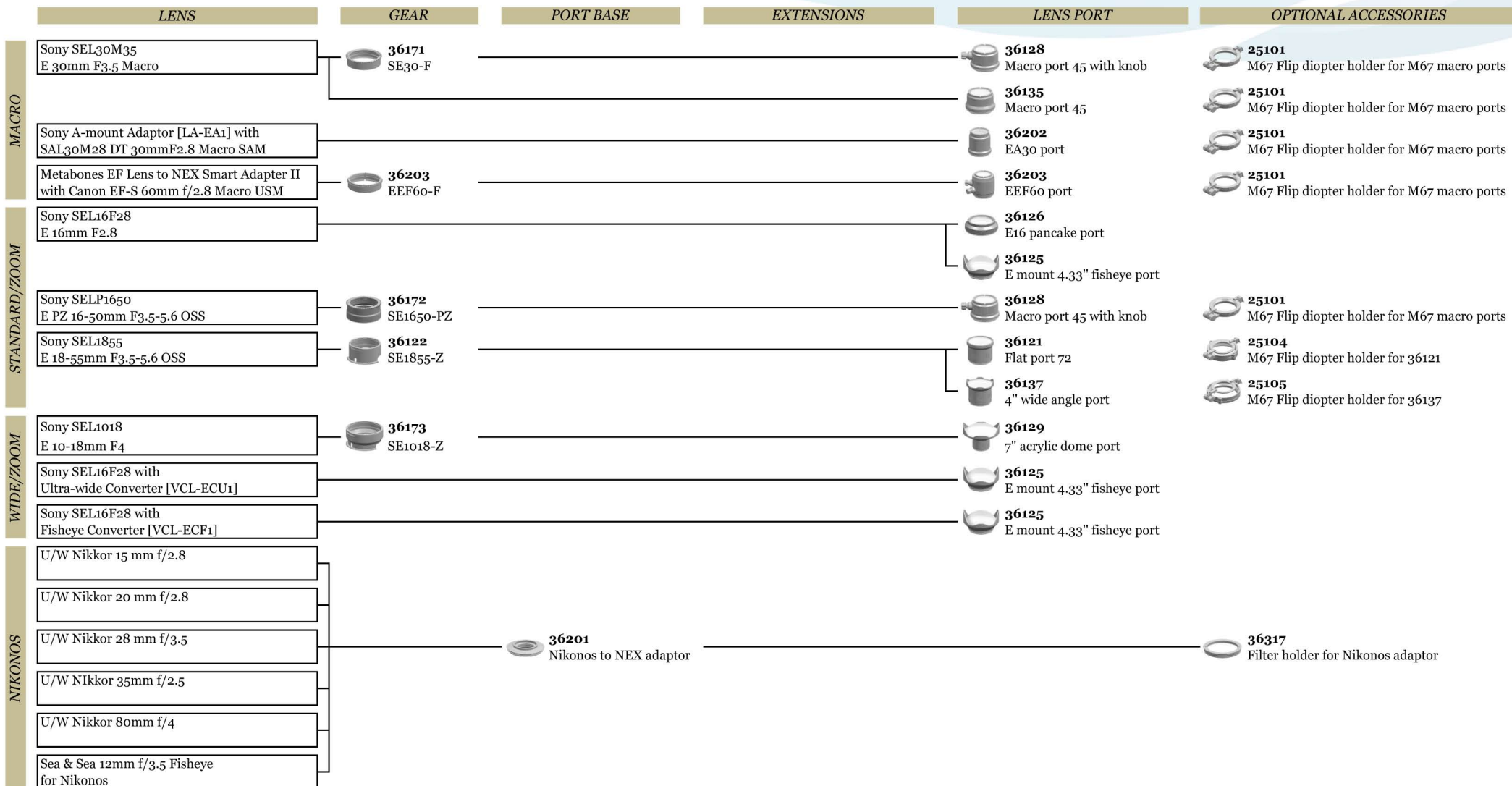
LENS	GEAR	PORT BASE	EXTENSIONS	LENS PORT	OPTIONAL ACCESSORIES
Sigma 10-20mm F4-5.6 EX DC HSM	 19535 SC1020-Z	---	 21150 Extension ring 50 with lock	 18802 8.5" acrylic dome port	
			 21160 Extension ring 60 with lock	 18801 6" acrylic wide angle port	
			 21120 Extension ring 20 with lock	 23211 8.5" white balance acrylic dome port	
Sigma 15mm F2.8 EX DG Diagonal Fisheye	---	---	 21110 Extension ring 10 with screws	 18802 8.5" acrylic dome port	
			 21110 Extension ring 10 with screws	 18803 4.33" acrylic dome port	
Tokina AT-X 107 AF DX Fisheye AF 10-17mm f/3.5-4.5	 19529 TC1017-Z	---	 21120 Extension ring 20 with lock	 18804 4.33" acrylic dome port For Tokina 10-17 Lens	
			 21120 Extension ring 20 with lock	 18802 8.5" acrylic dome port	
			 21120 Extension ring 20 with lock	 18803 4.33" acrylic dome port	
Tokina AT-X 107 AF DX Fisheye with Kenko 1.4x Teleplus Pro 300 DGX	 19629 TC1017-Z+1.4	---	 21120 Extension ring 20 with lock	 18804 4.33" acrylic dome port For Tokina 10-17 Lens	
			 21140 Extension ring 40 with lock	 18802 8.5" acrylic dome port	
			 21140 Extension ring 40 with lock	 18803 4.33" acrylic dome port	
			 21120 Extension ring 20 with lock	 23211 8.5" white balance acrylic dome port	
Tokina AT-X 116 PRO DX AF 11-16mm f/2.8	 19530 TC1116-Z	---	 21160 Extension ring 60 with lock	 18802 8.5" acrylic dome port	
			 21150 Extension ring 70 with lock	 18801 6" acrylic wide angle port	
			 21120 Extension ring 20 with lock	 23211 8.5" white balance acrylic dome port	
Tokina AT-X 124 AF PRO DX AF 12-24mm f/4	 19531 TC1224-Z	---	 21150 Extension ring 50 with lock	 18802 8.5" acrylic dome port	
			 21150 Extension ring 70 with lock	 18801 6" acrylic wide angle port	
			 21120 Extension ring 20 with lock	 23211 8.5" white balance acrylic dome port	

WIDE/ZOOM


Mini Port System for Panasonic & Olympus M4/3 System

	LENS	GEAR	PORT BASE	EXTENSIONS	LENS PORT	OPTIONAL ACCESSORIES
MACRO	Olympus M.Zuiko Digital ED 60mm f2.8 Macro	 36149 O60-F		 36620 Mini extension ring 20  36630 Mini extension ring 30	 36163 Macro port 65  36135 Macro port 45  36139 Macro Port 35	 25101 M67 Flip diopter holder for M67 macro ports  25101 M67 Flip diopter holder for M67 macro ports  25101 M67 Flip diopter holder for M67 macro ports
	LEICA DG MACRO-ELMARIT 45mm F2.8 ASPH. MEGA O.I.S.	 36145 P45-F			 36135 Macro port 45	 25101 M67 Flip diopter holder for M67 macro ports
STANDARD/ZOOM	Olympus M.ZUIKO DIGITAL ED 12-50mm f/3.5-6.3 EZ	 36147 O1250-Z			 36161 Macro Port with M77 thread  36137 4" wide angle port	 25103 M67 flip diopter holder for M77 macro ports  25105 M67 Flip diopter holder for 36137
	Olympus M.ZUIKO DIGITAL 14-42mm F3.5-5.6 II R	 36143 O1442-Z			 36136 Macro port 56  36137 4" wide angle port	 25101 M67 Flip diopter holder for M67 macro ports  25105 M67 Flip diopter holder for 36137
	Panasonic LUMIX G X Vario 12-35mm F2.8 ASPH. POWER O.I.S.	 36148 P1235-Z			 36133 6" wide angle port	
	Panasonic LUMIX G 14mm / F2.5 ASPH				 36131 3.5" wide angle port	
	Panasonic LUMIX G VARIO 14-42mm F3.5-5.6 ASPH. MEGA O.I.S.	 36141 P1442-Z			 36121 Flat port 72  36137 4" wide angle port	 25104 M67 Flip diopter holder for 36121  25105 M67 Flip diopter holder for 36137
	Panasonic LUMIX G X VARIO PZ 14-42mm F3.5-5.6 ASPH. Power O.I.S.	 36146 P1442X-PZ			 36139 Macro Port 35	 25101 M67 Flip diopter holder for M67 macro ports
	Olympus M.ZUIKO DIGITAL ED 9-18mm F4.0-5.6	 36144 O918-Z			 36137 4" wide angle port	
	Olympus M.ZUIKO DIGITAL ED 12mm f/2.0			 36620 Mini extension ring 20	 36132 4.33" dome port  36131 3.5" wide angle port	
	Panasonic LUMIX G VARIO 7-14mm/F4.0 ASPH	 36142 P714-Z			 36133 6" wide angle port	
	Panasonic LUMIX G FISHEYE 8mm / F3.5				 36132 4.33" dome port  36131 3.5" wide angle port	
Panasonic X VARIO PZ 14-42mm with Wide Conversion Lens [DMW-GWC1]				Coming Soon		
Panasonic X VARIO PZ 14-42mm with Fisheye Conversion Lens [DMW-GFC1]	 36146 P1442X-PZ		 36630 Mini extension ring 30	 36132 4.33" dome port		









Mini Port System for Sony E-mount System



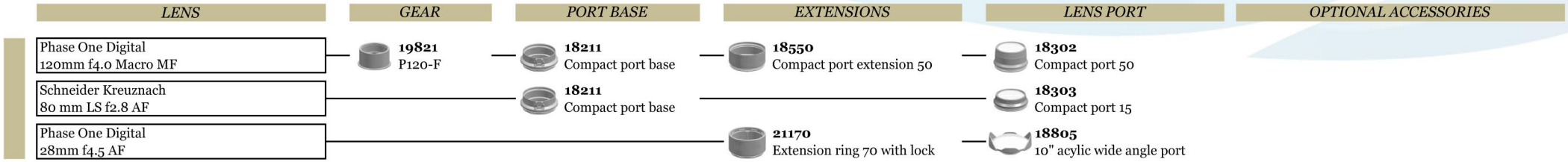
Mini Port System for Nikon 1 System













Port System for Canon EF-M System

	LENS	GEAR	PORT BASE	EXTENSIONS	LENS PORT	OPTIONAL ACCESSORIES
MACRO	EF-EOS M adaptor with Canon EF-S 60mm f2.8 Macro USM	 36192 CMEF60-F			 36182 Macro port for CMEF60	 25101 M67 Flip diopter holder for M67 macro ports
	Canon EF-M 18-55mm f/3.5-5.6 IS STM	 36191 CM1855-Z			 36181 4" semi-dome port	
STANDARD/ZOOM	Canon EF-M 22mm f/2 STM				 36131 3.5" wide angle port	
WIDE/ZOOM	EF-EOS M adaptor with Canon EF 8-15mm f/4L Fisheye USM	 36193 CMEF815-Z			 36183 4.33" dome port for CMEF815	

Port System for PhaseOne System















































Port System for Hasselblad System

LENS	GEAR	PORT BASE	EXTENSIONS	LENS PORT	OPTIONAL ACCESSORIES
Hasselblad HC Macro 4/120 mm-II		 18211 Compact port base	 18550+18550 Compact port ext. 50+50	 18302 Compact port 50	
Hasselblad HC 2,8/80 mm		 18211 Compact port base		 18303 Compact port 15	
Hasselblad HC 3,5/50 mm-II			 21140+21140 Ext. ring 40+40 with lock	 18801 6" acrylic wide angle port	
Hasselblad HC 3,5/35 mm				 18806 8.5" acrylic dome port for Hasselblad HCD 4/28 mm	
Hasselblad HCD 4/28 mm				 18806 8.5" acrylic dome port for Hasselblad HCD 4/28 mm	
Hasselblad HCD 4.8/24mm				 18806 8.5" acrylic dome port for Hasselblad HCD 4/28 mm	

Port System for Red™ System (Canon mount)

WIDE/ZOOM

LENS	ZOOM GEAR	FOCUS GEAR	EXTENSIONS	LENS PORT	OPTIONAL ACCESSORIES
Canon EF 8-15mm f/4L Fisheye USM	 16301 RC815-Z	 16302 RC815-F	 21130 Extension ring 30 with lock  21130 Extension ring 30 with lock	 18802 8.5" acrylic dome port  18803 4.33" acrylic dome port	
Canon EF-S 10-22mm f/3.5-4.5 USM	 16303 RC1022-Z	 16304 RC1022-F	 21160 Extension ring 60 with lock  21170 Extension ring 70 with lock  21120 Extension ring 20 with lock	 18802 8.5" acrylic dome port  18801 6" acrylic wide angle port  23211 8.5" white balance acrylic dome port	
Canon EF 16-35mm f/2.8L II USM	 16311 RC1635-Z	 16312 RC1635-F	 21170 Extension ring 70 with lock  21170 Extension ring 70 with lock  21140 Extension ring 40 with lock	 18802 8.5" acrylic dome port  18801 6" acrylic wide angle port  23211 8.5" white balance acrylic dome port	
Sigma 8-16mm F4.5-5.6 DC HSM	 16305 RSC816-Z	 16306 RSC816-F	 21150 Extension ring 50 with lock  21130 Extension ring 30 with lock	 18802 8.5" acrylic dome port  23211 8.5" white balance acrylic dome port	
Tokina AT-X 107 AF DX Fisheye AF 10-17mm f/3.5-4.5	 16307 RTC1017-Z	 16308 RTC1017-F	 21120 Extension ring 20 with lock  21120 Extension ring 20 with lock	 18804 4.33" acrylic dome port For Tokina 10-17 Lens  18802 8.5" acrylic dome port  18803 4.33" acrylic dome port  23211 8.5" white balance acrylic dome port	
Tokina AT-X 116 PRO DX AF 11-16mm f/2.8	 16309 RTC1116-Z	 16310 RTC1116-F	 21160 Extension ring 60 with lock  21150 Extension ring 70 with lock  21120 Extension ring 20 with lock	 18802 8.5" acrylic dome port  18801 6" acrylic wide angle port  23211 8.5" white balance acrylic dome port	